

CONTESTANT ID #: \_\_\_\_\_

GRADE LEVEL : \_\_\_\_\_


Place Contestant ID label here BEFORE  
Contest Begins



# Maps, Graphs, & Charts

## State Contest

### Grades 4-5

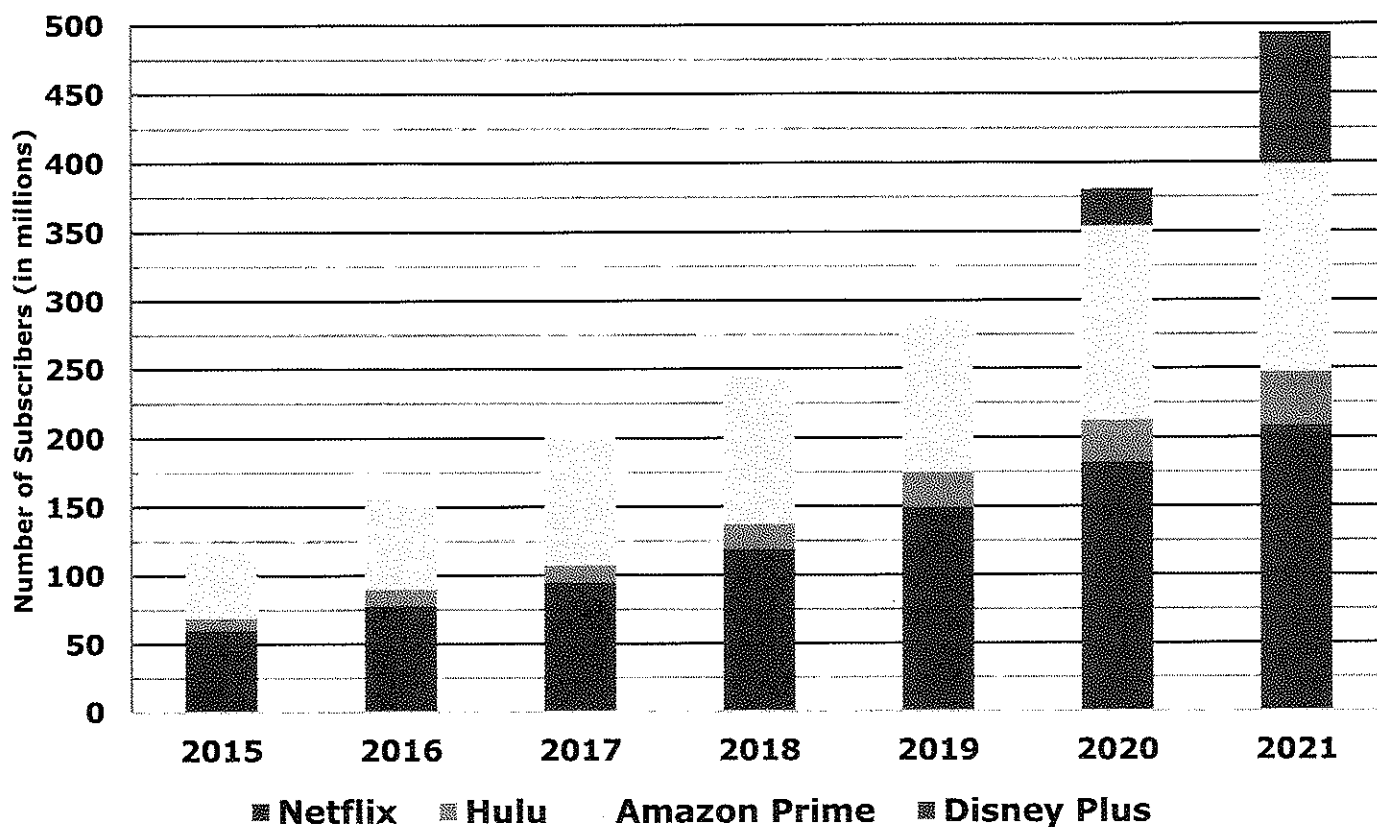


## 2022

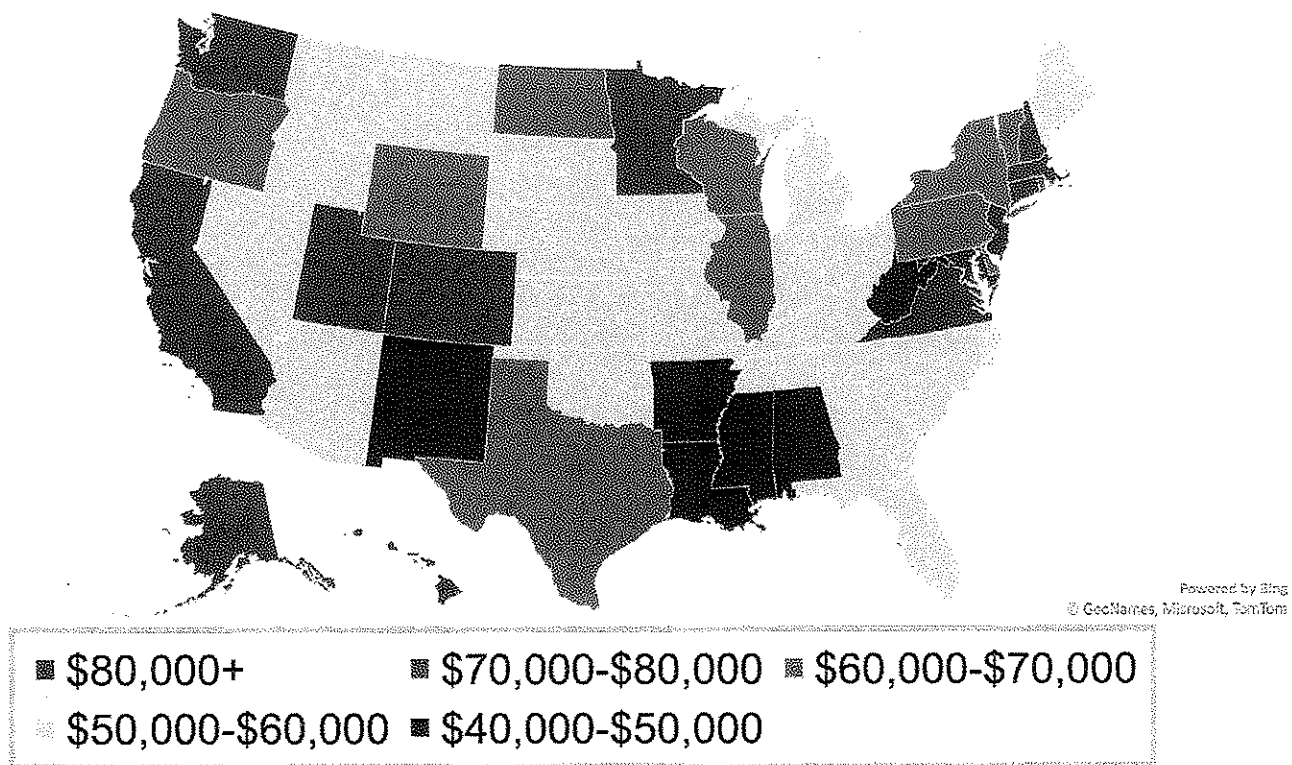
FINAL SCORE: \_\_\_\_\_

(Please do not open test until the signal is given to begin.)
































## Worldwide Video Streaming Service Subscribers




## Median Income by State, 2018



# Natural Industrial Diamonds Imported to U.S. by Export Country

	2016		2017	
	Quantity	Value	Quantity	Value
Australia	  	\$ 1.14	 	\$ 0.91
Botswana	  	\$ 11.5	  	\$ 7.43
Congo		\$ 0.48		\$ 0.20
India	    	\$ 0.36	   	\$ 0.31
South Africa	   	\$ 4.47	    	\$ 5.50

 = 100,000 karats of diamonds

 = 50,000 karats of diamonds

Value given in Millions of U.S. Dollars

**Stacked Bar Chart** – Use the stacked bar chart of the Worldwide Video Streaming Service Subscribers to answer the following questions.

1. How many subscribers did Netflix have in 2019?  
A. 142 million      B. 165 million      C. 106 million      D. 78 million
2. Which company had the least number of subscribers in 2021?  
A. Amazon Prime      B. Netflix      C. Disney Plus      D. Hulu
3. Approximately how many more subscribers did Amazon Prime have in 2019 than in 2016?  
A. 10 million      B. 30 million      C. 60 million      D. 100 million
4. How many total subscribers did all four video services have in 2020?  
A. 360 million      B. 380 million      C. 400 million      D. 420 million
5. Which of the following could best explain why Disney Plus does not have any bars shown until 2020, based on the data given?  
A. Disney Plus was not available in the United States.  
B. Disney Plus did not have the same quality of shows as Netflix, Hulu, or Amazon Prime.  
C. Disney Plus did not launch its video service until around 2020.  
D. Disney Plus costs too much.
6. Hulu costs \$6.00 per month in 2019. Approximately how much revenue from subscriptions did Hulu make each month in 2019?  
A. \$150 million      B. \$200 million      C. \$250 million      D. \$300 million

**Map** – Use the map of the Median Income by State to answer the following questions.

7. What is the median household income in Oregon?  
A. Between \$60,000 and \$70,000      B. Between \$70,000 and \$80,000  
C. Between \$40,000 and \$50,000      D. Between \$50,000 and \$60,000
8. Which of the following states has the lowest median household income?  
A. Maine      B. Texas      C. North Dakota      D. Washington
9. Which state is in the same median income category as Idaho?  
A. New Jersey      B. Florida      C. Pennsylvania      D. Mississippi
10. Which median household income category has the most states?  
A. Between \$60,000 and \$70,000      B. Between \$70,000 and \$80,000  
C. Between \$40,000 and \$50,000      D. Between \$50,000 and \$60,000

11. Which of the following statements is true based on the information presented in the map?
- A. Adjacent states have roughly the same median household income.
  - B. New England has a higher median household income than the South.
  - C. All of the Midwest states' median household incomes is \$60,000 or less.
  - D. Texas has a large median household income because of the large tech presence in the state.

**Pictograph** – Use the Natural Industrial Diamonds Imported to U.S. by Export Country pictograph to answer the following questions.

12. Which country exported the most diamonds to the U.S. in 2016?
- A. Congo                      B. South Africa                      C. Australia                      D. India
13. Which country's exported-to-U.S. diamonds were worth the most in 2017?
- A. Australia                      B. South Africa                      C. Botswana                      D. India
14. Approximately how many karats of diamonds did Botswana export to the U.S. in 2016?
- A. 400,000 karats                      B. 350,000 karats                      C. 250,000 karats                      D. 300,000 karats
15. Which country exported more diamonds to the U.S. in 2017 than in 2016?
- A. Botswana                      B. India                      C. South Africa                      D. Congo
16. Approximately how many fewer karats of diamonds did Australia export to the U.S. in 2017 than in 2016?
- A. 75,000 karats                      B. 50,000 karats                      C. 25,000 karats                      D. 10,000 karats
17. What was the approximate value of 100,000 karats of diamonds imported to the U.S. from Botswana in 2017?
- A. \$750,000                      B. \$1,000,000                      C. \$2,000,000                      D. \$3,000,000

**Atlas Questions** – Use the atlas to answer the following questions.

18. Which of the following state's capital city is located farthest away from the center of its state?
- A. South Carolina                      B. Missouri                      C. Wyoming                      D. Arkansas
19. What commodity is the basis of almost all of Sao Tome and Principe's economy?
- A. fish                      B. oil                      C. phosphates                      D. cocoa beans
20. Which of the following cities has the smallest (absolute) temperature change from January to July?
- A. Singapore, Singapore                      B. Victoria, Canada  
C. Omaha, Nebraska, USA                      D. Messina, Italy

21. What state are the Channel Islands, including the island of San Clemente, located off the coast of?  
A. Georgia                      B. Florida                      C. Oregon                      D. California
22. Which African capital is located off the mainland?  
A. Malabo                      B. Kinshasa                      C. N'Djamena                      D. Juba
23. Which South American country has the highest percentage of people living with HIV (AIDS)?  
A. Guyana                      B. Brazil                      C. Bolivia                      D. Suriname
24. What two natural resources are found on New Zealand's South Island?  
A. iron and natural gas                      B. oil and copper  
C. tin and zinc                      D. gold and silver
25. How much precipitation does Genoa receive each year?  
A. Between 1000 mm and 2000 mm                      B. Between 40 mm and 80 mm  
C. Between 500 mm and 1000 mm                      D. Between 20 mm and 40 mm
26. Approximately how many tons of bananas does Guatemala export each year?  
A. 2 million                      B. 3 million                      C. 4 million                      D. 5 million
27. What number is used to rename Interstate Highway 29 as it crosses into Canada?  
A. 94                      B. 11                      C. 75                      D. 1
28. Which of the following is true of the Inverted Eckert IV Projection Centered at 160°E?  
A. The map is centered on the Atlantic Ocean.  
B. South is shown at the top.  
C. Land mass sizes are exaggerated near the poles.  
D. The map only shows the Southern Hemisphere.
29. Most of the populace of France is ethnically French. What general area of the world makes up the second largest ethnic composition of France?  
A. North American                      B. East Asian                      C. North African                      D. South African
30. Approximately what percent of internally displaced people in 2014 were displaced because of disasters?  
A. 20%                      B. 40%                      C. 60%                      D. 80%
31. In which country do the citizens speak Tamil and Sinhala?  
A. Burkina Faso                      B. East Timor                      C. Mongolia                      D. Sri Lanka
32. What state would you be in if you were located at 39°N and 111°W?  
A. Wyoming                      B. Colorado                      C. Utah                      D. Arizona
33. What is the northernmost Mexican state capital?  
A. Mexicali                      B. Hermosillo                      C. Chihuahua                      D. Saltillo

34. What body of water does the Danube River empty into?  
A. Mediterranean Sea                      B. Black Sea  
C. Baltic Sea                                D. North Sea
35. Which of the following has the least amount of ambient air pollution?  
A. France                      B. Italy                      C. Portugal                      D. Czech Republic
36. How far apart are the two largest cities in Ecuador?  
A. 120 kilometers    B. 160 kilometers    C. 200 kilometers    D. 300 kilometers
37. Which of the following statements about the world's energy resources is true?  
A. China is a net importer of coal.  
B. Kazakhstan leads the world in consumption of uranium.  
C. The United States produces about one-fifth of the world's oil.  
D. Russia uses more natural gas than it produces.
38. Which of the following countries has the lowest female literacy rate?  
A. Mauritania                      B. Libya                      C. Chad                      D. Morocco
39. The island Etorofu is part of what archipelago?  
A. Ryukyu Islands    B. Izu Islands                      C. Kuril Islands                      D. Korean Archipelago
40. What is the majority of land in U.S. state that is home to Albuquerque used for?  
A. ranching and herding                      B. urban  
C. nomadic herding                                D. commercial farming



# Maps, Graphs, & Charts

## Grades 4-5

### State Contest

GRADERS: Write scores and initial.

Score 1: \_\_\_\_\_

Score 3: \_\_\_\_\_

Score 2: \_\_\_\_\_

FINAL: \_\_\_\_\_

### Contestant Answer Sheet

Contestant ID: \_\_\_\_\_ Grade Level: \_\_\_\_\_

INSTRUCTIONS: Place the PRINTED CAPITAL letter of each answer choice (A, B, C, or D) in the blank corresponding to the test item number. SCORING: +5 for each correct answer; -2 for each incorrect answer; no deduction for skipped or unanswered items. Visible erasures and mark-outs constitute a 2-point deduction ONLY if a correct answer is not written in the answer space.

1. \_\_\_\_\_

16. \_\_\_\_\_

31. \_\_\_\_\_

2. \_\_\_\_\_

17. \_\_\_\_\_

32. \_\_\_\_\_

3. \_\_\_\_\_

18. \_\_\_\_\_

33. \_\_\_\_\_

4. \_\_\_\_\_

19. \_\_\_\_\_

34. \_\_\_\_\_

5. \_\_\_\_\_

20. \_\_\_\_\_

35. \_\_\_\_\_

6. \_\_\_\_\_

21. \_\_\_\_\_

36. \_\_\_\_\_

7. \_\_\_\_\_

22. \_\_\_\_\_

37. \_\_\_\_\_

8. \_\_\_\_\_

23. \_\_\_\_\_

38. \_\_\_\_\_

9. \_\_\_\_\_

24. \_\_\_\_\_

39. \_\_\_\_\_

10. \_\_\_\_\_

25. \_\_\_\_\_

40. \_\_\_\_\_

11. \_\_\_\_\_

26. \_\_\_\_\_

12. \_\_\_\_\_

27. \_\_\_\_\_

13. \_\_\_\_\_

28. \_\_\_\_\_

14. \_\_\_\_\_

29. \_\_\_\_\_

15. \_\_\_\_\_

30. \_\_\_\_\_





**Maps, Graphs, & Charts**  
**Grades 4-5**  
**State 2022**

***ANSWER KEY***

REMINDERS: PRINTED CAPITAL letters only. SCORING: +5 for each correct answer; -2 for each incorrect answer; no deduction for skipped or unanswered items. Visible erasures and mark-outs constitute a 2-point deduction ONLY if a correct answer is not written in the answer space.

- |              |                         |                       |
|--------------|-------------------------|-----------------------|
| 1. <b>A</b>  | 16. <b>A</b>            | 31. <b>D</b> (204)    |
| 2. <b>D</b>  | 17. <b>D</b>            | 32. <b>C</b> (74)     |
| 3. <b>C</b>  | 18. <b>C</b> (74, 75)   | 33. <b>A</b> (114)    |
| 4. <b>B</b>  | 19. <b>D</b> (44)       | 34. <b>B</b> (160)    |
| 5. <b>C</b>  | 20. <b>A</b> (26, 27)   | 35. <b>C</b> (162)    |
| 6. <b>A</b>  | 21. <b>D</b> (102)      | 36. <b>D</b> (126)    |
| 7. <b>A</b>  | 22. <b>A</b> (139)      | 37. <b>A</b> (28, 29) |
| 8. <b>A</b>  | 23. <b>A</b> (39)       | 38. <b>C</b> (43)     |
| 9. <b>B</b>  | 24. <b>D</b> (193)      | 39. <b>C</b> (183)    |
| 10. <b>D</b> | 25. <b>A</b> (152, 146) | 40. <b>A</b> (82)     |
| 11. <b>B</b> | 26. <b>B</b> (111)      |                       |
| 12. <b>D</b> | 27. <b>C</b> (69)       |                       |
| 13. <b>C</b> | 28. <b>B</b> (7)        |                       |
| 14. <b>D</b> | 29. <b>C</b> (158)      |                       |
| 15. <b>C</b> | 30. <b>C</b> (49)       |                       |