



Place Contestant ID Label HERE  
BEFORE Contest Begins.



# Maps, Graphs, & Charts

**STATE Contest**  
**Grades 6, 7 & 8**



**2019**

Score: \_\_\_\_\_

(Please do not open test until the signal is given to begin.)

## PSIA – Maps, Graphs, and Charts – State Test -- 2019

**Atlas Questions – United States** – The following questions are about the United States.

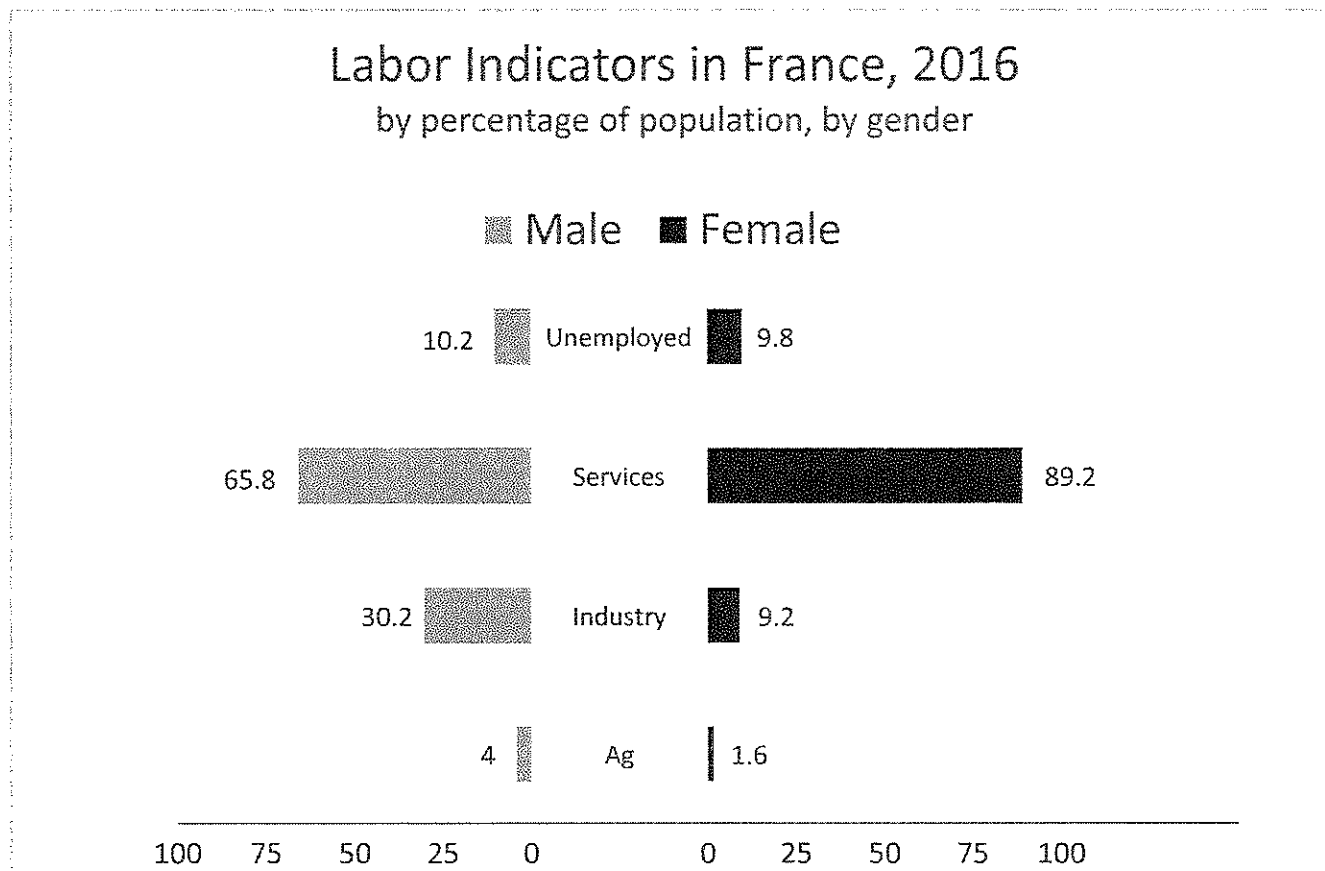
- Which of the following cities is directly west of Lake Okeechobee?  
A. Port St. Lucie  
B. Miami  
C. Jacksonville  
D. Cape Coral
- How many states border the Great Lakes?  
A. 6  
B. 7  
C. 8  
D. 9
- What is the population density of Alaska?  
A. 0 to 5 people per square mile  
B. 5 to 50 people per square mile  
C. 50 to 100 people per square mile  
D. 100 to 250 people per square mile
- Humphrey's Peak is just north of the campus of Northern Arizona University. How tall is this peak?  
A. 3445 meters  
B. 3851 meters  
C. 11301 meters  
D. 12633 meters
- What river runs through Mammoth Cave National Park?  
A. Yellow River  
B. Green River  
C. Red River  
D. Blue River
- Which use of consumed energy is highest in the U.S.?  
A. residential  
B. commercial  
C. industrial  
D. transportation
- Ohio is the \_\_\_\_\_ largest producer of U.S. gross domestic product.  
A. 4th  
B. 5th  
C. 6th  
D. 7th
- Most of the land in New Mexico is used for what purpose?  
A. ranching or herding  
B. forestry  
C. commercial farming  
D. no use
- Which of the following states can expect cool summers, but occasional flooding from hurricanes coming onshore?  
A. Maine  
B. Pennsylvania  
C. North Carolina  
D. Michigan
- What Pennsylvania city shares its name with the Great Lake that it sits on?  
A. Ontario  
B. Erie  
C. Huron  
D. Pittsburgh

**Table** – Use the table to answer the following questions.

Painting	Year painted	Artist	Years Alive	Current Location of Painting
Monalisa	1503-1506	Da Vinci	1452-1519	Louvre, Paris
School of Athens	1509-1511	Raphael	1483-1520	Apostolic Palace, Vatican City
Night Watch	1642	Rembrandt	1606-1669	Amsterdam Museum
Girl with a Pearl Earring	1665	Vermeer	1632-1675	Mauritshuis, The Hague
Guernica	1937	Picasso	1881-1973	Museo Reina Sofia, Madrid
Starry Night	1889	Van Gogh	1853-1890	Museum of Modern Art, New York City
The Scream	1893	Munch	1863-1944	National Gallery, Oslo
American Gothic	1930	Wood	1891-1942	Art Institute of Chicago

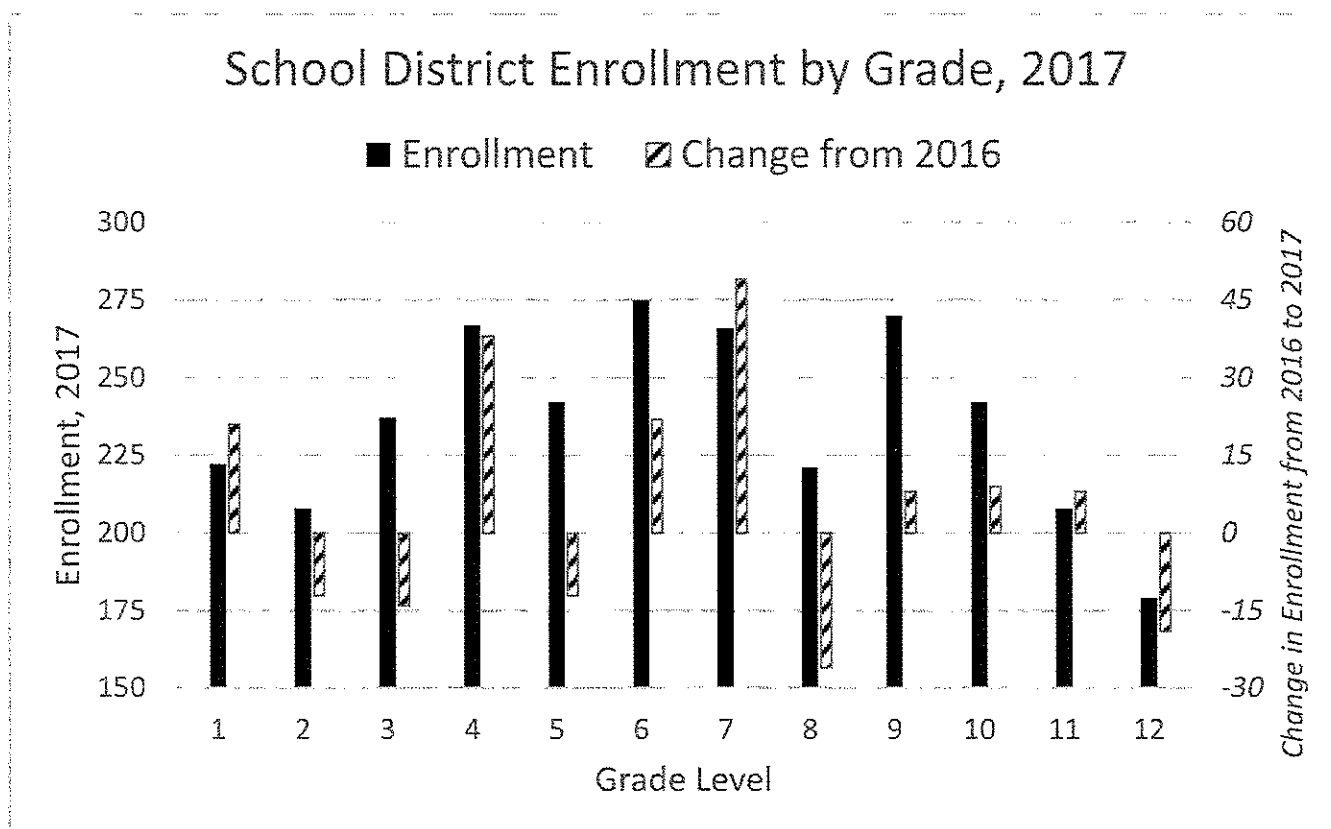
11. Which painting was created the latest in the 19<sup>th</sup> century?
  - A. Guernica
  - B. Starry Night
  - C. The Scream
  - D. American Gothic
12. How many years passed between Vermeer painting Girl with a Pearl Earring and his death?
  - A. 2 years
  - B. 10 years
  - C. 27 years
  - D. 33 years
13. What is the title of the painting that currently hangs in Spain?
  - A. The Scream
  - B. Monalisa
  - C. Guernica
  - D. School of Athens
14. Which painting was created 247 years before Starry Night?
  - A. Night Watch
  - B. Monalisa
  - C. School of Athens
  - D. Girl with a Pearl Earring
15. How old was the artist whose painting (from the list above) hangs in the National Gallery of Norway when it was painted?
  - A. 56 years old
  - B. 36 years old
  - C. 39 years old
  - D. 30 years old
16. How many of the paintings listed in the table hang in the Western Hemisphere?
  - A. 2
  - B. 3
  - C. 4
  - D. 5

**Tornado Chart** – Use the tornado chart to answer the following questions.



17. What percent of women in France are unemployed?
  - A. 9.8%
  - B. 89.2%
  - C. 10.2%
  - D. 4%
18. What percent of French men work in the services profession?
  - A. 9.2%
  - B. 89.2%
  - C. 30.2%
  - D. 65.8%
19. France had a population of approximately 66 million people in 2016. Assuming half of the population were female, approximately how many women were employed in the services profession?
  - A. 23 million
  - B. 26 million
  - C. 29 million
  - D. 32 million
20. Which statement is true?
  - A. Approximately 2.5 times as many men were unemployed as worked in agriculture.
  - B. Approximately 0.6 times as many women were unemployed as worked in industry.
  - C. Approximately twice as many women worked in agriculture than men.
  - D. Approximately twice as many men worked in industry as women.

**Bar Graph with Secondary Axis** – Use the following bar graph with a secondary axis to answer the following questions.



21. What was the school district enrollment in 6<sup>th</sup> grade in 2017?

A.	275	B.	250
C.	263	D.	243
22. Which grade had the lowest enrollment in 2017?

A.	8 <sup>th</sup> grade	B.	12 <sup>th</sup> grade
C.	11 <sup>th</sup> grade	D.	2 <sup>nd</sup> grade
23. Assuming the elementary school contains grades 1 through 4, what was the total enrollment in elementary school?

A.	1066	B.	765
C.	1220	D.	934
24. What was the enrollment in 8<sup>th</sup> grade in the district in 2016?

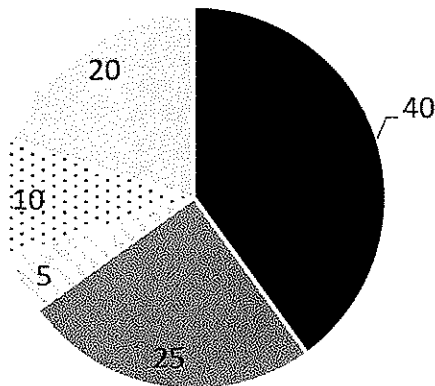
A.	247	B.	221
C.	196	D.	288
25. How many grade levels had a larger enrollment in 2017 than in 2016?

A.	7	B.	6
C.	8	D.	4

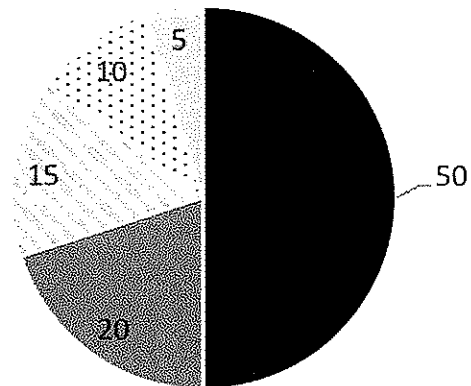
26. How many grade levels had fewer than 200 students in 2017?  
 A. 0  
 B. 1  
 C. 2  
 D. 3
27. Which grade level had over 250 students in 2017 and grew by 15 to 30 students from last year?  
 A. 1<sup>st</sup> grade  
 B. 7<sup>th</sup> grade  
 C. 6<sup>th</sup> grade  
 D. 4<sup>th</sup> grade
28. A student makes the following comment: “The solid bar representing 12<sup>th</sup> grade is half the size of the solid bar representing 8<sup>th</sup> grade. Therefore, the enrollment in 12<sup>th</sup> grade in 2017 is half the enrollment in 8<sup>th</sup> grade.” What is wrong with this statement?  
 A. The student should have phrased the statement in terms of “double” instead of “half.”  
 B. The secondary axis and striped bars should be used for information about ratio of sizes instead of the primary axis and solid bars.  
 C. The solid bars do not give information about enrollment in 2017.  
 D. Since the primary axis starts at 150 instead of 0, you cannot determine the ratio of sizes from the lengths of the bars.

**Pie Charts** – Use the following pie charts to answer the following questions. The charts give the percentages of customers who chose certain flavors of ice cream at each shop.

Vic's Cones and More



Hayleigh's Ice Cream Stand



■ Vanilla ■ Chocolate ▨ Strawberry ▩ Rocky Road ◻ Banana

29. What percent of customers chose strawberry ice cream at Hayleigh's Ice Cream Stand?  
 A. 25%  
 B. 20%  
 C. 15%  
 D. 5%

30. What percent more customers enjoyed vanilla ice cream than rocky road at Vic's Cones and More?  

<b>A.</b> 40%	<b>B.</b> 30%
<b>C.</b> 20%	<b>D.</b> 15%
31. One-fourth of the customers at Vic's Cones and More ordered what flavor of ice cream?  

<b>A.</b> chocolate	<b>B.</b> vanilla
<b>C.</b> banana	<b>D.</b> rocky road
32. Which flavors are preferred by a larger portion of customers at Hayleigh's than at Vic's?  

<b>A.</b> chocolate and banana	<b>B.</b> vanilla and strawberry
<b>C.</b> vanilla, chocolate, and banana	<b>D.</b> vanilla, strawberry, and rocky road
33. Suppose Hayleigh had 400 orders one day. How many total orders for rocky road and strawberry were there?  

<b>A.</b> 50	<b>B.</b> 120
<b>C.</b> 80	<b>D.</b> 100
34. Suppose Vic had 300 orders one day and 500 orders the next day. The percentages of flavors ordered were the same. How many more orders of vanilla did he serve on the second day?  

<b>A.</b> 60	<b>B.</b> 80
<b>C.</b> 100	<b>D.</b> 120
35. Suppose Hayleigh served 20 servings of banana one day. How many servings of strawberry did she serve?  

<b>A.</b> 100	<b>B.</b> 80
<b>C.</b> 60	<b>D.</b> 40

**Atlas Question – Europe** – Use the atlas to answer the following questions about Europe.

36. What is the capital city of Hungary?  

<b>A.</b> Bratislava	<b>B.</b> Belgrade
<b>C.</b> Budapest	<b>D.</b> Bucharest
37. What is Europe's largest economic land use?  

<b>A.</b> ranching and herding	<b>B.</b> commercial farming
<b>C.</b> nomadic herding	<b>D.</b> subsistence farming
38. The Carpathian Mountains extend in a circular arc from Slovakia in the west to what other country in the southeast?  

<b>A.</b> Romania	<b>B.</b> Bulgaria
<b>C.</b> Greece	<b>D.</b> Spain
39. Which of the following countries is experiencing a natural population decrease?  

<b>A.</b> Norway	<b>B.</b> Macedonia
<b>C.</b> Romania	<b>D.</b> Denmark

40. Which country has the highest use of fossil fuels for electricity?  
A. Poland B. Norway  
C. France D. Austria
41. Which of the following Russian cities is on the boundary between the Volga Upland and the Oka-Don Plain?  
A. Penza B. Ufa  
C. St. Petersburg D. Voronezh

**Atlas Questions – The World** – Use the atlas to answer the following questions about the world

42. What nation is Sonsorol Island part of?  
A. Vanuatu B. Nauru  
C. Palau D. Federated States of Micronesia
43. What type of climate can you expect in the capital city of Nigeria?  
A. savanna B. tropical rain forest  
C. desert D. humid subtropical
44. Which Middle American country has the highest percentage of mango exportation?  
A. Mexico B. Haiti  
C. Costa Rico D. Cuba
45. What two provinces does Victoria Island lie in?  
A. Nunavut and Manitoba B. Ontario and Manitoba  
C. Quebec and New Brunswick D. Nunavut and Northwest Territories
46. How long is the third longest river in South America?  
A. 3915 miles B. 2082 miles  
C. 3032 miles D. 2040 miles
47. Which of the following is considered a West Slavic language?  
A. Czech B. Bulgarian  
C. Ukrainian D. Latvian
48. If it is 5pm on Tuesday in Recife, Brazil, what time and day is it in Helsinki, Finland?  
A. 9pm on Tuesday B. 10pm on Tuesday  
C. 12 noon on Tuesday D. 12 noon on Wednesday
49. Approximately how many doctors does Australia have?  
A. 7,000 B. 70,000  
C. 700,000 D. 7 million
50. Coats Land can be found on what continent?  
A. South America B. Asia  
C. Antarctica D. Europe





60. Which country is home to ethnic groups of the Han, Manchu, and Yi peoples?  
A. Laos  
B. South Korea  
C. Japan  
D. China
61. What occurs during a tradition called *Vizbevento* in Hungary and *Śmigus-dyngus* in Poland?  
A. All women in a family leave the men and stay the night in a hotel.  
B. Young men splash water on young women.  
C. A traditional meal of ham with potatoes is served.  
D. An over-night candlelight vigil is held in the main square each town.
62. What land formation features an elevated section of land that is flat on top with steep edges around the side?  
A. shoal  
B. mesa  
C. fjord  
D. arch
63. Which of the following characteristics would be least likely for an animal that lives in the Himalayan mountains to possess?  
A. furry coats  
B. thick skin  
C. heavy body  
D. long necks
64. Which religion's central beliefs contain the Four Noble Truths?  
A. Baha'i  
B. Buddhism  
C. Hinduism  
D. Sikhism
65. What was one of the main causes of Venezuela's recent hyperinflationary crisis, one of the worst in modern history?  
A. Climate change left Venezuela unable to produce many items needed to stabilize their economy.  
B. The country's main export is oil and oil prices collapsed in 2014.  
C. Advances in technology required less laborers in the work force.  
D. A military coup created uncertainty in the ability of government to effectively regulate the money supply.
66. During the Middle Ages in Europe, large portions of the peasantry worked the land of a feudal lord. In addition, these people could be bought, sold, or traded and were bound to the land that they worked. What name is given to these people?  
A. vassals  
B. burgesses  
C. freemen  
D. serfs
67. Which European country is home to regions named Avignon, Normandy, and Toulouse?  
A. Scotland  
B. France  
C. England  
D. Portugal
68. What is the state bird of Texas?  
A. cattle egret  
B. barn swallow  
C. brown thrasher  
D. northern mockingbird

69. Which island/country was created by tectonic movement when the Pacific plate and Indo-Australian plate came together?
- |                    |               |
|--------------------|---------------|
| A. New Zealand     | B. Madagascar |
| C. The Philippines | D. Seychelles |
70. What name is given to the earth's bottom layer of mantle?
- |                |                  |
|----------------|------------------|
| A. core        | B. hydrosphere   |
| C. lithosphere | D. asthenosphere |
71. Which of the following countries do drivers drive on the left side of the road?
- |                 |           |
|-----------------|-----------|
| A. Russia       | B. France |
| C. South Africa | D. Brazil |
72. As part of the Missouri Compromise (1820), Missouri was admitted into the United States as a slave state and what other state was admitted as a free state?
- |           |            |
|-----------|------------|
| A. Maine  | B. Montana |
| C. Kansas | D. Utah    |
73. Alaska and Florida have the two longest coastlines in the United States. Which state has the third longest coastline?
- |              |               |
|--------------|---------------|
| A. Louisiana | B. California |
| C. Maine     | D. Washington |
74. Which of the following Seven Wonders of the Ancient World was located in what is now modern-day Turkey?
- |                             |                               |
|-----------------------------|-------------------------------|
| A. Colossus of Rhodes       | B. Mausoleum at Halicarnassus |
| C. Lighthouse of Alexandria | D. Statue of Zeus             |
75. What African country's coat of arms prominently features the profile of an elephant and its tusk?
- |            |                                |
|------------|--------------------------------|
| A. Liberia | B. Ivory Coast (Côte d'Ivoire) |
| C. Guinea  | D. Sierra Leone                |

CONTESTANT ID#: \_\_\_\_\_

GRADE LEVEL: \_\_\_\_\_

# PSIA Maps, Graphs & Charts Contest – Grades 6, 7 & 8

## ANSWER SHEET

Page number references in parentheses are found only in the 2018 or 2016 editions of the *Nystrom Desk Atlas*.

**Scoring:** +5 for each correct answer; -2 for each incorrect answer. No points are deducted for skipped or unanswered items. Deduct 2 points for erasures/mark-outs not resulting in a correct answer.

- |           |           |           |           |
|-----------|-----------|-----------|-----------|
| 1. _____  | 20. _____ | 39. _____ | 58. _____ |
| 2. _____  | 21. _____ | 40. _____ | 59. _____ |
| 3. _____  | 22. _____ | 41. _____ | 60. _____ |
| 4. _____  | 23. _____ | 42. _____ | 61. _____ |
| 5. _____  | 24. _____ | 43. _____ | 62. _____ |
| 6. _____  | 25. _____ | 44. _____ | 63. _____ |
| 7. _____  | 26. _____ | 45. _____ | 64. _____ |
| 8. _____  | 27. _____ | 46. _____ | 65. _____ |
| 9. _____  | 28. _____ | 47. _____ | 66. _____ |
| 10. _____ | 29. _____ | 48. _____ | 67. _____ |
| 11. _____ | 30. _____ | 49. _____ | 68. _____ |
| 12. _____ | 31. _____ | 50. _____ | 69. _____ |
| 13. _____ | 32. _____ | 51. _____ | 70. _____ |
| 14. _____ | 33. _____ | 52. _____ | 71. _____ |
| 15. _____ | 34. _____ | 53. _____ | 72. _____ |
| 16. _____ | 35. _____ | 54. _____ | 73. _____ |
| 17. _____ | 36. _____ | 55. _____ | 74. _____ |
| 18. _____ | 37. _____ | 56. _____ | 75. _____ |
| 19. _____ | 38. _____ | 57. _____ |           |

**Score:    Initials**

Grader 1: \_\_\_\_\_

Grader 2: \_\_\_\_\_

Grader 3: \_\_\_\_\_

**OFFICIAL SCORE:** \_\_\_\_\_

*Contest Director ONLY: AFTER being scored by at least 2 graders, place this answer sheet with the contestant's identified test paper, on which the Contestant ID label has been affixed.*

**PSIA Maps, Graphs & Charts Contest**  
**Grades 6-8 – STATE – 2019**  
**ANSWER KEY**

Page number references in parentheses are found only in the 2018 or 2016 editions of the *Nystrom Desk Atlas*.  
**Scoring:** +5 for each correct answer; -2 for each incorrect answer. No points are deducted for skipped or unanswered items. Deduct 2 points for erasures/mark-outs not resulting in a correct answer.

- |                 |                   |                         |       |
|-----------------|-------------------|-------------------------|-------|
| 1. D (93 / 97)  | 20. A             | 39. C (206 / 190)       | 58. C |
| 2. C (79 / 73)  | 21. A             | 40. A (154 / 142)       | 59. A |
| 3. A (86 / 80)  | 22. B             | 41. A (147,149/135,137) | 60. D |
| 4. B (103 / 97) | 23. D             | 42. C (188 / 172)       | 61. B |
| 5. B (90 / 84)  | 24. A             | 43. A (135,132/125,122) | 62. B |
| 6. C (84 / 78)  | 25. A             | 44. A (111 / 105)       | 63. D |
| 7. D (85 / 79)  | 26. B             | 45. D (60 / 54)         | 64. B |
| 8. A (82 / 76)  | 27. C             | 46. B (cover)           | 65. B |
| 9. A (81 / 75)  | 28. D             | 47. A (47 / 43)         | 66. D |
| 10. B (88 / 82) | 29. C             | 48. B (209 / 193)       | 67. B |
| 11. C           | 30. B             | 49. B (39,205/35,189)   | 68. D |
| 12. B           | 31. A             | 50. C (200 / 182)       | 69. A |
| 13. C           | 32. B             | 51. C                   | 70. D |
| 14. A           | 33. D             | 52. A                   | 71. C |
| 15. D           | 34. B             | 53. B                   | 72. A |
| 16. B           | 35. C             | 54. B                   | 73. A |
| 17. A           | 36. C (159 / 147) | 55. C                   | 74. B |
| 18. D           | 37. B (153 / 141) | 56. D                   | 75. B |
| 19. C           | 38. A (150 / 138) | 57. A                   |       |